

IEC SYSTEM FOR MUTUAL RECOGNITION OF TEST CERTIFICATES FOR ELECTRICAL EQUIPMENT (IECEE) CB SCHEME

CB TEST CERTIFICATE

Product

LCD Monitor

Name and address of the applicant

TPV Electronics (Fujian) Co., Ltd.
Rongqiao Economic & Technological Development
Zone, Fuqing, Fujian, China

Name and address of the manufacturer

TPV Electronics (Fujian) Co., Ltd.
Rongqiao Economic & Technological Development
Zone, Fuqing, Fujian, China

Name and address of the factory

See page 2

Note: When more than one factory, please report on page 2

Additional Information on page 2

Ratings and principal characteristics

100 V - 240 V; 50 Hz / 60 Hz; 1,5 A; Class I

Trademark / Brand (if any)



Customer's Testing Facility (CTF) Stage used

-

Model / Type Ref.

24G4, **24G4***** (* can be A-Z, a-z, 0-9, blank or symbol +, -, /, \, or sign absence or no mark or no symbol)

Additional information (if necessary may also be reported on page 2)

Other rating: IPX0; Tma: 40 °C; Max. altitude: 5000 m

Additional Information on page 2

A sample of the product was tested and found to be in conformity with

IEC 62368-1:2018

National Differences:

EU Group Differences, AU, NZ, US, CA, SG, SA, CN, JP

As shown in the Test Report Ref. No. which forms part of this Certificate

SZES230800494101

This CB Test Certificate is issued by the National Certification Body

SGS Fimko Ltd
Takomotie 8
FI-00380 Helsinki, Finland



Date: 2023-09-05

Signature:

Ralf Klingberg
Certification Manager

Name and address of the factories:

1. TPV Electronics (Fujian) Co., Ltd.
Rongqiao Economic & Technological Development Zone, Fuqing, Fujian, China
2. TPV Electronics (Fujian) Co., Ltd.
Shangzheng, Yuan Hong Road, Fuqing, Fujian, China
3. TPV Electronics (Fujian) Co., Ltd.
Optoelectronic Park, Rongqiao Economic and Technological Development Zone, Fuqing, Fujian, China
4. L&T Display Technology (Fujian) Ltd.
Optoelectronic Park, Rongqiao Economic and Technological Development Zone, Fuqing, Fujian, China
5. TPV Display Technology (China) Co., Ltd.
No.106 Jinghai 3 Rd., BDA, Beijing, 100176, China
6. TPV Display Technology (Wuhan) Co., Ltd.
Unique No. 11 Zhuankou Development District of Economic Technological Development Zone, Wuhan, Hubei, China
7. TPV Display Technology (Beihai) Co., Ltd.
China Electronic Beihai Industry Park, Northeast of the Crossing between Taiwan Road and Jilin Road, Beihai, Guangxi, China
8. TREND SMART CE MEXICO S. DE R.L. DE C.V.
Sor Juana, Ines de la Cruz No.19602 Nueva, C.P. 23435, Tijuana, Baja California, Mexico
9. Envision Indústria de Produtos Eletrônicos Ltda.
Av. Torquato Tapajós, 2236, Flores, CEP 69058-830, Manaus, AM, Brazil
10. TPV Technology (Thailand) Co., Ltd.
No. 267 Mu7, Tha Tum Sub- District, Si Maha Pho District, Prachinburi, Thailand
11. GeneTouch Corporation
No. 9, Neixi Rd., Luzhu Dist., Taoyuan, 338012, Taiwan
12. Dixon Technologies (India) Ltd.
EMC-2, Shed No. 2,4,5,6 & 7, Near Tirupati Airport, Village Govindhavaram, Munagalapalem Post, Revenue Vikruthamala, Yerpedu Mandelam, District-Chittoor, 517526, Andhra Pradesh, India
13. Fábrica Austral de Productos Eléctricos S.A.
Islas Malvinas 1180, Rio Grande (9420), Provincia de, Tierra del Fuego, Antártida e Islas del Atlántico Sur, Argentina
14. Sichuan Greatwall Computer System Co., Ltd.
1# Kechuang Road, Jianguyang District, Luzhou, Sichuan, China

SGS Fimko Ltd
Takomotie 8
FI-00380 Helsinki, Finland



Date: 2023-09-05

Signature: 

Ralf Klingberg
Certification Manager



TEST REPORT
IEC 62368-1
Audio/video, information and communication technology equipment
Part 1: Safety requirements

Report Number..... : SZES230800494101

Date of issue : 2023-09-05

Total number of pages : 80 Pages

Name of Testing Laboratory preparing the Report : SGS-CSTC Standards Technical Services Co., Ltd. Shenzhen Branch

Applicant's name : TPV Electronics (Fujian) Co., Ltd.

Address : Rongqiao Economic & Technological Development Zone, Fuqing, Fujian, China

Test specification:

Standard : IEC 62368-1:2018

Test procedure..... : CB Scheme

Non-standard test method..... : N/A

TRF template used : IECEE OD-2020-F1:2021, Ed.1.4

Test Report Form No..... : IEC62368_1E

Test Report Form(s) Originator.... : UL(US)

Master TRF : Dated 2022-04-14

Copyright © 2022 IEC System of Conformity Assessment Schemes for Electrotechnical Equipment and Components (IECEE System). All rights reserved.

This publication may be reproduced in whole or in part for non-commercial purposes as long as the IECEE is acknowledged as copyright owner and source of the material. IECEE takes no responsibility for and will not assume liability for damages resulting from the reader's interpretation of the reproduced material due to its placement and context.




If this Test Report Form is used by non-IECEE members, the IECEE/IEC logo and the reference to the CB Scheme procedure shall be removed.

This report is not valid as a CB Test Report unless signed by an approved CB Testing Laboratory and appended to a CB Test Certificate issued by an NCB in accordance with IECEE 02.

General disclaimer:

The test results presented in this report relate only to the object tested.

This report shall not be reproduced, except in full, without the written approval of the Issuing CB Testing Laboratory. The authenticity of this Test Report and its contents can be verified by contacting the NCB, responsible for this Test Report.

Test item description	LCD Monitor	
Trade Mark(s)		
Manufacturer	Same as applicant	
Model/Type reference	24G4, **24G4***** (* can be A-Z, a-z, 0-9, blank or symbol +, -, /, \, or sign absence or no mark or no symbol)	
Ratings	100 - 240 V ~, 50 / 60 Hz, 1,5 A, Class I	
Responsible Testing Laboratory (as applicable), testing procedure and testing location(s):		
<input checked="" type="checkbox"/> CB Testing Laboratory:	SGS-CSTC Standards Technical Services Co., Ltd. Shenzhen Branch	
Testing location/ address	No. 1 Workshop, M-10, Middle Section, Science & Technology Park, Shenzhen, Guangdong, China	
Tested by (name, function, signature)	Becky Wang / Project Engineer	
Approved by (name, function, signature) .. :	Ruby Yan / Report Reviewer	
Testing procedure: CTF Stage 1:		
Testing location/ address		
Tested by (name, function, signature)		
Approved by (name, function, signature) .. :		
Testing procedure: CTF Stage 2:		
Testing location/ address		
Tested by (name, function, signature)		
Witnessed by (name, function, signature) . :		
Approved by (name, function, signature) .. :		
Testing procedure: CTF Stage 3:		
Testing procedure: CTF Stage 4:		
Testing location/ address		
Tested by (name, function, signature)		
Witnessed by (name, function, signature) . :		
Approved by (name, function, signature) .. :		
Supervised by (name, function, signature) :		

List of Attachments (including a total number of pages in each attachment):

Attachment 1: 12 pages of Photos;
 Attachment 2: 2 pages of Construction of Transformer;
 Attachment 3: 20 pages of EUROPEAN GROUP DIFFERENCES AND NATIONAL DIFFERENCES;
 Attachment 4: 29 pages of AUSTRALIA / NEW ZEALAND NATIONAL DIFFERENCES;
 Attachment 5: 8 pages of U.S.A. AND CANADA NATIONAL DIFFERENCES;
 Attachment 6: 2 pages of SINGAPORE NATIONAL DIFFERENCES;
 Attachment 7: 1 page of SAUDI ARABIA NATIONAL DIFFERENCES;
 Attachment 8: 5 pages of CHINA NATIONAL DIFFERENCES;
 Attachment 9: 5 pages of JAPAN NATIONAL DIFFERENCES.

Summary of testing:

The sample(s) tested complies with the requirements of IEC 62368-1:2018.

Representative model(s) for full testing: 24G4.

Heating test: T_{ma} = 40 °C (Declared by manufacturer)

T-type thermocouple used for temperature measurement.

Unless otherwise specified, all tests were carried out with three vertical bar products three equidistant vertical white bars on a black background and maximum brightness and contrast.

Tests performed (name of test and test clause):

- 4. General requirements
- 5. Electrically-caused injury
- 6. Electrically-caused fire
- 7. Injury caused by hazardous substances
- 8. Mechanically-caused injury
- 9. Thermal burn injury
- 10. Radiation
- Annex B. Normal operating condition tests, abnormal operating condition tests and single fault condition tests
- Annex F.3.9. Performance of Marking test
- Annex M. Equipment Containing Batteries And Their Protection Circuits
- Annex P.4 Metallized coatings and adhesives securing parts
- Annex Q. Limited Power Source
- Annex T. Mechanical strength tests
- Annex V. Determination of accessible parts

Testing location:

SGS-CSTC Standards Technical Services Co., Ltd.
 Shenzhen Branch
 No. 1 Workshop, M-10, Middle Section, Science & Technology Park, Shenzhen, Guangdong, China

Summary of compliance with National Differences (List of countries addressed):

EU Group Differences, AU, NZ, US, CA, SG, SA, CN, GB, JP

The product fulfils the requirements of EN IEC 62368-1:2020+A11:2020, AS/NZS 62368.1:2022, UL 62368-1: 2019 Ed.3, CSA C22.2 No. 62368-1: 19 Ed.3, SASO-IEC 62368-1:2020, GB 4943.1-2022, BS EN IEC 62368-1: 2020 + A11: 2020, J62368-1(2023).

Use of uncertainty of measurement for decisions on conformity (decision rule) :

No decision rule is specified by the IEC standard, when comparing the measurement result with the applicable limit according to the specification in that standard. The decisions on conformity are made without applying the measurement uncertainty ("simple acceptance" decision rule, previously known as "accuracy method").

Other:... (to be specified, for example when required by the standard or client, or if national accreditation requirements apply)

Information on uncertainty of measurement:

The uncertainties of measurement are calculated by the laboratory based on application of criteria given by OD-5014 for test equipment and application of test methods, decision sheets and operational procedures of IECEE.

IEC Guide 115 provides guidance on the application of measurement uncertainty principles and applying the decision rule when reporting test results within IECEE scheme, noting that the reporting of the measurement uncertainty for measurements is not necessary unless required by the test standard or customer.

Calculations leading to the reported values are on file with the NCB and testing laboratory that conducted the testing.

Copy of marking plate:

The artwork below may be only a draft. The use of certification marks on a product must be authorized by the respective NCBs that own these marks.

For model 24G4:**For GB market:****Remark:**

1. The Height of CE & UKCA logo shall not be less than 5 mm; Height of WEEE logo shall not be less than 7 mm.
2. The marking plates as above of other models are of the same pattern.
3. As declared by the applicant, the importer (and manufacturer, if it is different)'s name, registered trade name or registered trade mark and the postal address will be marked on the products before being place on the market. The contact details shall be in a language easily understood by end-users and market surveillance authorities.
4. Marking on the packaging or in a document accompanying the electrical equipment is only acceptable if it is not possible to place such markings on the product.